



Kentucky High School Athletic Association

2280 Executive Drive ° Lexington, KY 40505 ° www.khsaa.org ° (859)299-5472 (859)293-5999 (fax)

To: Superintendent, Principal, and Athletic Director

From: Brigid L. DeVries, Commissioner
Larry Boucher, Assistant Commissioner *LJB*


Date: August 25, 2003

Subject: 2002-2003 Annual Report Forms Submission

School: Pikeville High School

Enclosed please find a copy of Form T-65, The 2002-2003 Annual Report Forms Checklist. In addition, you may find an attachment with corrected copies of the forms submitted by your school personnel. Please review this information so the forms can be completed accurately in the future. Also, KHSAA Audit Staff may have requested a re-submission of some of the 2002-2003 Annual Report Forms or need additional information on your athletic programs. Please submit this information by the date requested if this is applicable. Copies and all KHSAA Title IX documents must be kept current and included in your permanent Title IX File at the school. All documents are subject to Open Records Requests.

Should you need any further information, please do not hesitate to call anytime.



MEMORANDUM

TO: KHSAA Member School Superintendents, Principals, and Athletic Directors

FROM: Brigid L. DeVries, Commissioner
Larry Boucher, Executive Assistant Commissioner

DATE: July 17, 2003

RE: 2003 Title IX Forms Submission

School	Pikeville High School	Reviewed by	Fran Edwards
--------	-----------------------	-------------	--------------

The following is a status report regarding the required 2002 - 2003 Title IX submission of forms due in to the KHSAA office by April 15, 2003. Appropriate audit personnel have reviewed these forms and the following is a summary of this review.

I. Checklist of Forms properly submitted in a satisfactory manner:

✓	GE 19 (Annual Verification)	✓	T-35 (Budget Expenses)
✓	T-1 (Summary Program Chart 1)	✓	T-36 (Budget Expenses)
✓	T-2 (Summary Program Chart 2)	✓	T-41 (Checklist - Overall Interscholastic Program)
✓	T-3 (Summary Program Chart 3)	✓	T-60 (Corrective Action Plan)
	T-4 (Summary Program Chart 4)	✓	T-63 (Interscholastic Survey Results)

II. Status

A.		2002 - 2003 Forms are satisfactory and no further information or action is necessary at this time.
B.	✓	Errors have been noted with respect to the following forms and corrected copies are being returned to you for placement in your Title IX file to ensure proper submission in the future. <ul style="list-style-type: none"> • Form T-4
C.		The following forms were omitted and must be submitted by school representatives.
D.		Other Recommendation and Comments:

2002-2003
ACCOMMODATION OF INTERESTS AND ABILITIES+
SUMMARY PROGRAM CHART 4


Levels of Competition Test One

		Column 1	Column 2	Column 3	
	Team Levels	Number of Teams Currently Offered	Number of Participants	Percentage of Participants at Each Level	
Boys Girls	Girls				
	Row 1	varsity:	8	200	73
	Row 2	j.v.:	3	63	23
	Row 3	frosh:	1	11	4
Row 4	total:	12	274	100%	
Girls	Boys				
	Row 5	varsity:	8	127	75
	Row 6	j.v.:	3	34	20
	Row 7	frosh:	1	9	5
Row 8	total:	12	170	100%	

- 1) Column 1, list the number of interscholastic teams offered for girls and boys at each competitive level; varsity, junior varsity, and freshman. (Refer to Form T-2, Accommodation of Interests and Abilities, Summary Program Chart 2, Column 1.)
- 2) For Column 2, list the number of participants at each level. For girls, total the entries in Rows 1, 2, and 3 into Row 4. For boys, total the entries in Rows 5, 6, and 7 into Row 8. (Refer to Form T-2, Accommodation of Interests and Abilities, Summary Program Chart 2, Column 2.)
- 3) For Column 3, calculate the percentage of female and male participants at each level.
For girls' varsity, junior varsity, and frosh, respectively:
 - Divide Column 2, Row 1 by Column 2, Row 4, and place the percentage in Column 3, Row 1.
 - Divide Column 2, Row 2 by Column 2, Row 4, and place the percentage in Column 3, Row 2.
 - Divide Column 2, Row 3 by Column 2, Row 4, and place the percentage in Column 3, Row 3.
 -
 For boys' varsity, junior varsity, and frosh, respectively:
 - Divide Column 2, Row 5 by Column 2, Row 8, and place the percentage in Column 3, Row 5.
 - Divide Column 2, Row 6 by Column 2, Row 8, and place the percentage in Column 3, Row 6.
 - Divide Column 2, Row 7 by Column 2, Row 8, and place the percentage in Column 3, Row 7.

Principal's Signature: _____

Date: 4/3/03



MEMORANDUM

To: KHSAA Member School Superintendents, Principals, and Athletic Directors

From: Brigid L. DeVries, Commissioner
Larry Boucher, Assistant Commissioner

Date: July 17, 2003

Re: 2003 Title IX Forms Submission

School	<u>PIKEVILLE</u>	Reviewed by	<u>FRAW EDWARDS</u>
--------	------------------	-------------	---------------------

The following is a status report regarding the required 2002-2003 Title IX submission of forms which were due in to the KHSAA office by April 15, 2003. Appropriate audit personnel have reviewed these forms and the following is a summary of this review.

I. Checklist of Forms properly submitted in a satisfactory manner:

<input checked="" type="checkbox"/>	GE 19 (Annual Verification)	<input checked="" type="checkbox"/>	T-35 (Budget Expenses)
<input checked="" type="checkbox"/>	T-1 (Summary Program Chart 1)	<input checked="" type="checkbox"/>	T-36 (Budget Expenses)
<input checked="" type="checkbox"/>	T-2 (Summary Program Chart 2)	<input checked="" type="checkbox"/>	T-41 (Checklist - Overall Interscholastic Program)
<input checked="" type="checkbox"/>	T-3 (Summary Program Chart 3)		T-60 (Corrective Action Plan)
	T-4 (Summary Program Chart 4)	<input checked="" type="checkbox"/>	T-63 (Interscholastic Survey Results)

II. Status

A.		2002-2003 Forms are satisfactory and no further information or action is necessary at this time.
B.	<input checked="" type="checkbox"/>	Errors have been noted with respect to the following forms and corrected copies are being returned to you for placement in your Title IX file to ensure proper submission in the future. <u>T-4</u>
C.		The following forms were omitted and must be submitted by school representatives.
D.		Other Recommendation and Comments:

APR 07 2003

KHSAA
Form GE19
Rev. 9/02



**2002-2003 KENTUCKY HIGH SCHOOL ATHLETIC ASSOCIATION
ANNUAL VERIFICATION OF TITLE IX PROCEDURES
(To be submitted by April 15, 2003 along with other required forms)**

The Pikeville High School, Pikeville, Kentucky
(Name of High School) (City)

certifies to the Kentucky High School Athletic Association that the following is an accurate and true representation of the facts surrounding compliance with 20 U.S.C. Sections 1681-1688, et. Seq. (also known as Title IX)

I certify the following provisions in accordance with records at the school contained in the permanent Title IX file, and to the best of my knowledge have completed the following tasks. (All boxes must be checked)

Established a gender equity committee at the high school. (list committee personnel and provide attachment if necessary)

Name	Address	Phone	Title
Co-Chairman - Rusty Davis	see attachment		Co-Chair
Co-Chairman - Ken Trivette	see attachment		Co-Chair
All Head Coaches	see attachment		
PHS Booster Club Presidents - Principal - Sitebase Council - Student Government President - Board of Education representative - 8 Lay members			

Scheduled a minimum of three meetings during the 2002-2003 school year on the following dates:

Fall - Winter - Summer - Dates
12-10-02 2-27-03 6-10-02

Designated the following person(s) as the Title IX coordinator for the school/district:

<u>Jane Campbell</u>	<u>Instructional Supervisor</u>	<u>401 North Mayo Trail</u>	<u>Pikeville, KY 41501</u>
Name	Title	Address	Phone <u>606-432-8161</u>

School personnel are continuing to make periodic reviews of the boys and girls athletics program reflected in the Corrective Action Plan.

In addition to the above information, the above referenced school maintains a complete permanent file relative to Title IX records including copies of the self-assessment audit, all corrective action plans, and other related materials.

[Signature]
Principal's Signature

4/3
Date

20 03

[Signature]
Superintendent Signature

Tom E. Hartsock
School Board Chairpersons' Signature

(Send original copy to KHSAA - Maintain duplicate in Title IX school folder)

2002-2003
ACCOMMODATION OF INTERESTS AND ABILITIES
SUMMARY PROGRAM CHART 1

Participation Opportunities Test One

SAMPLE FORM

		Column 1	Column 2	Column 3	Column 4
	Program	Enrollment	Percentage of Total Enrollment	Number of Interscholastic Participants (double and triple count)	Percentage of Total Participation
Row 1	GIRLS	429	52.1%	96	36.5%
Row 2	BOYS	394	47.9%	167	63.5%
Row 3	Totals	823	100%	263	100%

Instructions:

*Number of 8th grade students & below used in Column 4 calculations if applicable: _____

- 1) Determine the total number of girls enrolled, (place in Row 1, Column 1). Determine the total number of boys enrolled, (place in Row 2, Column 1).
- 2) Add the total number of girls and boys enrolled to determine total enrollment, (place in Row 3, Column 1).
- 3) Calculate the percentage of total enrollment that is female. (Divide Row 1, Column 1 by row 3, Column 1 and place in Row 1, Column 2.) Calculate the percentage of total enrollment that is male. (Divide Row 2, Column 1 by Row 3, Column 1 and place in Row 2, Column 2.) Note: Row 1, Column 2 plus Row 2, Column 2 should total 100%.
- 4) Ask the head coaches to review the most updated eligibility or squad lists for their teams. Ask coaches to confirm the names of those individuals who are on the team as of the first **date of competition**, and cross out the names of those who were cut from the team or quit the team prior to the first competitive event. Determine the total number of interscholastic athletics participants that are girls, (and place in Row 1, Column 3). In order to determine the total number of athletics participants, an individual should be counted each time he or she participates on a team. For example, if Jane Doe competes on the varsity volleyball team, the junior varsity volleyball team, the junior varsity basketball team, and the varsity softball team, she should be counted as four participants (**do not include club or intramural sports participants, cheerleaders, dance teams or pom squads**). Calculate the same way for boys and girls. * In addition, should 8th grade students and below play on a Freshman, Junior Varsity, or Varsity team, they should also be counted for each team and sport on which they participate. If applicable, please asterisk the above notation as to how many 8th grade students & below are included. Using the same procedure, determine the total number of interscholastic athletic participants that are boys, (and place in Row 2, Column 3. Add Row 1, Column 3 plus Row 2, Column 3 to get total participants and place in Row 3, Column 3).
- 5) Calculate the percentage of female participation. (Row 1, Column 3 divided by Row 3, Column 3 and place in Row 1, Column 4.) Calculate the percentage of male participation. (Row 2, Column 3 divided by Row 3, Column 3 and place in Row 2, Column 4.) Note: Row 1, Column 4 plus Row 2, Column 4 should total 100%.

Note: While being within three percent is not a formal compliance standard; if the percent listed in Row 1, Column 4 is within 3% of Row 1, Column 2, then it provides a good target within which compliance is likely.

Principal's Signature: _____ **Date:** _____

2002-2003
ACCOMMODATION OF INTERESTS AND ABILITIES
SUMMARY PROGRAM CHART 1

KHSAA
 Form T1
 Rev. 9/02

Participation Opportunities Test One

		(Column 1)	(Column 2)	(Column 3)	(Column 4)
	Program	Enrollment	Percentage of Total Enrollment	Number of Interscholastic Participants (double and triple count)	Percentage of Total Participation
Row 1	GIRLS	178	47	170	38
Row 2	BOYS	203	53	274	62
Row 3	Totals	381	100%	444	100%

Instructions:

*Number of 8th grade students & below used in Column 4 calculations if applicable: 14

- Determine the total number of girls enrolled, (place in Row 1, Column 1). Determine the total number of boys enrolled, (place in Row 2, Column 1).
- Add the total number of girls and boys enrolled to determine total enrollment, (place in Row 3, Column 1).
- Calculate the percentage of total enrollment that is female. (Divide Row 1, Column 1 by row 3, Column 1 and place in Row 1, Column 2.) Calculate the percentage of total enrollment that is male. (Divide Row 2, Column 1 by Row 3, Column 1 and place in Row 2, Column 2.) Note: Row 1, Column 2 plus Row 2, Column 2 should total 100%.
- Ask the head coaches to review the most updated eligibility or squad lists for their teams. Ask coaches to confirm the names of those individuals who are on the team as of the first **date of competition**, and cross out the names of those who were cut from the team or quit the team prior to the first competitive event. Determine the total number of interscholastic athletics participants that are girls, (and place in Row 1, Column 3). In order to determine the total number of athletics participants, an individual should be counted each time he or she participates on a team. For example, if Jane Doe competes on the varsity volleyball team, the junior varsity volleyball team, the junior varsity basketball team, and the varsity softball team, she should be counted as four participants (**do not include club or intramural sports participants, cheerleaders, dance teams, or pom squads**). Calculate the same way for boys and girls. * In addition, should 8th grade students and below play on a Freshman, Junior Varsity, or Varsity team, they should also be counted for each team and sport on which they participate. If applicable, please asterisk the above notation as to how many 8th grade students & below are included in the totals. Using the same procedure, determine the total number of interscholastic athletic participants that are boys, (and place in Row 2, Column 3). Add Row 1, Column 3 plus Row 2, Column 3 to get total participants and place in Row 3, Column 3.
- Calculate the percentage of female participation. (Row 1, Column 3 divided by Row 3, Column 3 and place in Row 1, Column 4.) Calculate the percentage of male participation. (Row 2, Column 3 divided by Row 3, Column 3 and place in Row 2, Column 4.) Note: Row 1, Column 4 plus Row 2, Column 4 should total 100%.

Note: While being within three percent is not a formal compliance standard; if the percent listed in Row 1, Column 4 is within 3% of Row 1, Column 2, then it provides a good target within which compliance is likely.

Principal's Signature: _____

Date: 4/3/03

2002-2003
ACCOMMODATION OF INTERESTS AND ABILITIES
SUMMARY PROGRAM CHART 2


KHSAA
Form T2
Rev. 9/02

Participation Opportunities Test Two

		Column 1	Column 2	Column 3	Column 4	Column 5
Program		Number of Teams Currently Offered	Number of Participants	Number of Teams Added in Last Five Years	Number of Participants Added in Last Five Years	Percent of Total Participation By Sex Added in Last 5 Years
GIRLS	Row 1	varsity:	8	127	3	44
	Row 2	j.v.:	3	34	1	6
	Row 3	frosh:	1	9	1	9
	Row 4	total:	12	170	5	59
BOYS	Row 5	varsity:	8	200	1	21
	Row 6	j.v.:	3	63	0	0
	Row 7	frosh:	1	11	0	0
	Row 8	total:	12	274	1	21

- 1) For Column 1, list the number of interscholastic teams offered for girls and boys at each competitive level (varsity, junior varsity, and freshman). For girls, total each of the entries in Rows 1, 2, and 3 into Row 4. For boys, total Rows 5, 6, and 7 into Row 8.
- 2) For Column 2, list the number of participants at each level. For girls, total each of the entries in Rows 1, 2, and 3 into Row 4. For boys, total Rows 5, 6, and 7 into Row 8. **Note:** The totals in Row 4 for girls and in Row 8 for boys must be the same as the totals in Form T-1, Column 3, Rows 1 and 2 respectively.
- 3) For Column 3, list the number of interscholastic teams that have been added in the last five years at each competitive level. Count each team added during the 5 year period only one time. e.g. Girl's junior varsity soccer was added 3 years ago, count the team only once, not 3 times. For girls, total the entries in Rows 1, 2, and 3 into Row 4. For boys, total Rows 5, 6, and 7 into Row 8.
- 4) For Column 4, list the number of participants that are currently on each level of the teams that were added in the last five years. If a team was added previously but no longer exists, there are no current participants to be added for that team. For girls, total the entries in Rows 1, 2, and 3 into Row 4. For boys, total Rows 5, 6, and 7 into Row 8.
- 5) For Column 5, calculate the percentage of participants that have been added in the last five years. For girls, take the number in Column 4, Row 4 and divide by the number in Column 2, Row 4. For boys, take the number in Column 4, Row 8 and divide it by the number in Column 2, Row 8.

Note: If the percentage of current participants added in the last five years is 25% or greater, compliance with test two may be possible. If less than 25%, then compliance with test three should be analyzed. **CAUTION:** 25% is not a formal compliance standard.

Principal's Signature:  Date: 4/3/03


2002-2003
ACCOMMODATION OF INTERESTS AND ABILITIES
SUMMARY PROGRAM CHART 3

Participation Opportunities Test Three

For any question answered "YES" identify the respective sport(s).

	GIRLS (Yes / No)		BOYS (Yes / No)
1. For a sport not currently played at the interscholastic level (varsity, junior varsity, or freshman) in your school, is there an intramural team offered for that sport?	no		no
2. For a sport <u>not</u> currently offered in your interscholastic athletics program, is there sufficient interest to form a viable interscholastic team based on participation on an intramural team or community recreation teams?	no		no
3. For a sport <u>not</u> currently offered, is there sufficient interest to form a viable interscholastic team based on student responses from the interscholastic survey?	no		no
4. For a sport currently offered at the varsity level only, is there sufficient interest to form a viable team for a junior varsity, or freshman team that is not currently offered?	no		no
5. For a sport currently offered at the junior varsity or freshman level is there sufficient interest to form a varsity team not currently offered?	no		no
6. If you answered YES to question (1), (2), (3), (4), or (5), are there enough high schools in your geographic area offering the sport (at the appropriate level) to allow for the development of a reasonable schedule of competition?	n/a		n/a

Principal's Signature: _____



Date: _____

4/3/03

2002-2003
ACCOMODATION OF INTERESTS AND ABILITIES+
SUMMARY PROGRAM CHART 4

Levels of Competition Test One

		Column 1	Column 2	Column 3
Girls	Team Levels	Number of Teams Currently Offered	Number of Participants	Percentage of Participants at Each Level
Row 1	varsity:	8	200	73
Row 2	j.v.:	3	63	23
Row 3	frosh:	1	11	4
Row 4	total:	12	274	100%
Boys				
Row 5	varsity:	8	127	75
Row 6	j.v.:	3	34	20
Row 7	frosh:	1	9	5
Row 8	total:	12	170	100%

- 1) Column 1, list the number of interscholastic teams offered for girls and boys at each competitive level; varsity, junior varsity, and freshman. (Refer to Form T-2, Accommodation of Interests and Abilities, Summary Program Chart 2, Column 1.)
- 2) For Column 2, list the number of participants at each level. For girls, total the entries in Rows 1, 2, and 3 into Row 4. For boys, total the entries in Rows 5, 6, and 7 into Row 8. (Refer to Form T-2, Accommodation of Interests and Abilities, Summary Program Chart 2, Column 2.)
- 3) For Column 3, calculate the percentage of female and male participants at each level.
For girls' varsity, junior varsity, and frosh, respectively:
 - Divide Column 2, Row 1 by Column 2, Row 4, and place the percentage in Column 3, Row 1.
 - Divide Column 2, Row 2 by Column 2, Row 4, and place the percentage in Column 3, Row 2.
 - Divide Column 2, Row 3 by Column 2, Row 4, and place the percentage in Column 3, Row 3.
 -
 For boys' varsity, junior varsity, and frosh, respectively:
 - Divide Column 2, Row 5 by Column 2, Row 8, and place the percentage in Column 3, Row 5.
 - Divide Column 2, Row 6 by Column 2, Row 8, and place the percentage in Column 3, Row 6.
 - Divide Column 2, Row 7 by Column 2, Row 8, and place the percentage in Column 3, Row 7.

Principal's Signature: _____

Date: 4/3/03

**2002-2003
BUDGETED AND ACTUAL EXPENDITURES - PROGRAM COMPARISON CHART
TO INCLUDE BOOSTER CLUB FUNDING**

	equipment and supplies		travel		awards		coaches' salaries (to include supplemental and extended employment)		facilities improvements		publications (if sport-specific)	
	B	E	B	E	B	E	B	E	B	E	B	E
G basketball	see attachment	9688	see attachment	2511	see attachment	160	see attachment	7750	---	1000	---	1300
B basketball	see attachment	12,629	see attachment	2580	see attachment	145	see attachment	7750	---	1000	---	1300
G softball	see attachment	5,848	see attachment	5505	see attachment	483	see attachment	3100	°	---	0	2000
B baseball	see attachment	8,818	see attachment	1816	see attachment	416	see attachment	3100	°	---	0	8000
G cross country	see attachment	529	see attachment	828	see attachment	49	see attachment	1007	°	---	0	0
B cross country	see attachment	529	see attachment	828	see attachment	43	see attachment	1007	°	---	0	0
G golf	see attachment	220	see attachment	300	see attachment	52	see attachment	547	+	---	0	0
B golf	see attachment	426	see attachment	1220	see attachment	110	see attachment	547	+	---	0	0
G soccer 02 - 03	see attachment	1500	see attachment	327	see attachment	110	see attachment	900	°	600	0	0
B soccer 02 -03	see attachment	1400	see attachment	327	see attachment	100	see attachment	900	°	600	0	0
G swimming	na	na	na	na	na	na	na	na	na	na	na	na
B swimming	na	na	na	na	na	na	na	na	na	na	na	na


1. Budget and expenditures on this 2002-2003 year report due by April 15, 2003, should reflect the total monies budgeted and spent for the entire year of 2001-2002 ending June 30, 2002.

2. "B" is for budgeted dollar amounts and "E" is for actual dollar expenditures.

3. Booster Club Funding/Contributions must be included in the expenditures total.

* salary schedule based on position and years experience

° City Facility utilized Pay \$1400 monthly lease
+ Country Club Utilized

Principal's Signature:  Date: 4/3/03

**2002-2003
BUDGETED AND ACTUAL EXPENDITURES - PROGRAM COMPARISON CHART 2
TO INCLUDE BOOSTER CLUB FUNDING**

Teams	equipment and supplies		travel		awards		coaches' salaries (to include supplemental and extended employment)		facilities improvements		publications (if sport-specific)	
	B	E	B	E	B	E	B	E	B	E	B	E
G track	see attach	1800	see attach	2200	see attach	600	*	1860	---	15,000	0	0
B track	see attach	2600	see attach	3600	see attach	600	*	1860	---	15,000	0	0
G tennis	see attach	250	see attach	0	see attach	0	*	700	---	0	0	0
B tennis	see attach	250	see attach	0	see attach	0	*	700	---	0	0	0
G volleyball	see attach	1206	see attach	0	see attach	65	*	1705	---	900	0	0
B wrestling	na	---	na	---	na	---	na	---	---	---	---	---
G (list sport)	na	---	na	---	na	---	na	---	---	---	---	---
B (football)	see attach	18,113	see attach	7910	see attach	320	*	7440	---	0	800	3800
G (list sport)	na	---	na	---	na	---	na	---	---	---	---	---
B (list sport)	na	---	na	---	na	---	na	---	---	---	---	---

1. Budget and expenditures on this 2002-2003 year report due by April 15, 2003, should reflect the total monies budgeted and spent for the entire year of 2001-2002 ending June 30, 2002.

2. "B" is for budgeted dollar amounts and "E" is for actual dollar expenditures.

3. Booster Club Funding/Contributions must be included in the expenditures total.

Principal's Signature:  Date: 4/3/03


*Salary Schedule based on position and years experience
 ° City Facility pay \$1400 monthly lease

2002-2003 KHSAA TITLE IX ATHLETICS AUDIT

KHSAA
Form T41
Rev. 9/02

Checklist - Overall Interscholastic Athletics Program

Areas of Compliance	ADVANTAGE TO (Respond based on Internal Evaluation by checking the appropriate column.)		
	GIRLS' PROGRAM	BOYS' PROGRAM	NEITHER PROGRAM
OPPORTUNITIES			
Accommodation of Interest and Abilities			
BENEFITS			
Equipment and Supplies			✓
Scheduling of Games and Practice Time			✓
Travel and Per Diem Allowances			✓
Coaching			✓
Locker Rooms, Practice and Competitive Facilities			✓
Medical and Training Facilities and Services			✓
Publicity			✓
Support Services			✓
Athletic Scholarships			—
Tutoring			—
Housing and Dining Facilities and Services			—
Recruitment of Student Athletes			✓

Principal's Signature:  Date: 4/3/03

2002-2003 INTERSCHOLASTIC ATHLETICS SURVEY

Summary of Student Responses

School Name: Pikeville Independent
School Enrollment: 400
Date: 3/28/03
Completed By: Ken Trivette

Instructions:

1. Summarize the Student Athletics Interest Surveys Form T-61 by listing the total number of responses on the line next to each sport.
2. Under the Other Category please provide a listing of the sports as well as the number of students who are interested in participating.
3. Please sign and date the Summary Form (T-63) and mail the Summary Form only to the KHSAA by April 15, 2003. Do not mail the student surveys (Form T-61). However, these Forms should be maintained in your files in the event they are requested subsequently.

189 Number of Surveys

189 Total Returned

9-11 Grades Surveyed

How Was The Survey Administered? English Classes
(e.g. was it given in all English classes, or all home rooms, or advisee/advisor?)

Fall Sports (List Total Number of Participation Responses)

6 Cross Country (Girls)
16 Cross Country (Boys)
11 Field Hockey (Girls)
40 Football (Boys)
13 Golf (Girls)
15 Golf (Boys)
21 Soccer (Girls)
21 Soccer (Boys)
28 Volleyball (Girls)
17 Volleyball (Boys)

Winter Sport (List Total Number of Participation Responses)

31 Basketball (Girls)
31 Basketball (Boys)
21 Gymnastics (Girls)
13 Indoor Track (Girls)
16 Indoor Track (Boys)
20 Swimming & Diving (Girls)
17 Swimming & Diving (Boys)
18 Wrestling (Boys)

Spring Sport (List Total Number of Participation Responses)

<u>32</u>	Baseball (Boys)
<u>19</u>	Fast Pitch Softball (Girls)
<u>10</u>	Slow Pitch Softball (Girls)
<u>27</u>	Tennis (Girls)
<u>10</u>	Tennis (Boys)
<u>25</u>	Track (Girls)
<u>35</u>	Track (Boys)

Other Sports (From Student Survey T-61 Question 10)

Name of Sport	Number of Students Interested In Participating
<u>Swimming</u>	<u>15</u>
<u>Wrestling</u>	<u>12</u>
<u>Ice Hockey</u>	<u>10</u>
<u>Boys Volleyball</u>	<u>4</u>
<u>Bowling</u>	<u>4</u>
<u>Rugby</u>	<u>6</u>

Number of Students who participate in Intramural Sports.
(From Student Survey T-61 Question 5)

<u>Sport</u>	<u>Number</u>
<u>Basketball</u>	<u>40</u>
<u>Volleyball</u>	<u>12</u>
<u>Other</u>	<u>8</u>
<u>Total</u>	<u>60</u>

List Intramural Sports students are interested in adding:
(From Student Survey T-61 Question 6)

<u>Sport</u>	<u>Number</u>
<u>Swimming</u>	<u>11</u>
<u>Wrestling</u>	<u>10</u>
<u>Bowling</u>	<u>5</u>
<u>Ice Hockey</u>	<u>7</u>
<u>La Cross</u>	<u>10</u>
<u>Ultimate Frisbie</u>	<u>4</u>

Participation in Non-School Sports Activities
(From Student Survey T-61 Question 7)

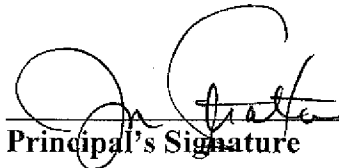
<u>Sport</u>	<u>Number</u>
Baseball	12
Basketball	9
Soccer	19
Frisbee	4
Bowling	4
Football	4

Reasons for not participating in interscholastic athletics.
(From Survey Question 8)

<u>Response</u>	<u>Number</u>
<u>11</u> I prefer other activities such as band, chorus, etc.	
<u>17</u> I don't have time	
<u>4</u> The practice schedules and game times are inconvenient	
<u>1</u> The sport I like isn't offered	
<u>2</u> It's too expensive	
<u>3</u> I prefer to participate in club or intramural sports	
<u>6</u> Working	
<u>5</u> Other	

Student Suggestions to encourage participation

No consensus other than better coaches, this was mentioned 4 times


Principal's Signature

4/4/03
Date

**Athletic Budget
2001 – 2002 School Year**

Baseball	1575.00
BV Cheerleaders	1575.00
Cross Country B & G	1000.00
Softball	1575.00
Golf B & G	1000.00
Cheerleaders GV & Jr. H	1575.00
Track B & G	2000.00
BV Basketball	4500.00
JH Girls Basketball	900.00
JH Football	900.00
JH Boys Basketball	900.00
GV Basketball	4500.00
Varsity Football	21,000.00
Tennis B & G	1000.00
Volleyball	1575.00
Soccer B & G	2500.00
Total	\$48,075.00

***Budgets are for internal accounts only . We allow coaches discretionary spending. We do not have a line item budget. Boosters clubs spending is reflected in all expenditures where appropriate.**

BOOSTER CLUB PRESIDENTS

KEITH MCCOY
PO BOX 2857
PIKEVILLE, KY 41502
433-0682 GIRLS BASKETBALL

LARRY LYNN
139 CHESTNUT DRIVE
PIKEVILLE, KY 41501
432-4701 FOOTBALL

RHONDA DOTSON
142 PEACHTREE DRIVE
PIKEVILLE, KY 41501
432-2922 SOFTBALL

JANIE SYKES
108 MEADOWVIEW DR
PIKEVILLE, KY 41501
432-3352 TRACK

JOSEPHINE ADKINS
117 WEST KEYSER HEIGHTS
PIKEVILLE, KY 41501
432-9086 CHEERLEADING

PAM ROBINETTE
PO BOX 1439
PIKEVILLE, KY 41502
SOCCER

LINDA ROOK
451 WALTERS RD
PIKEVILLE, KY 41501
433-0058 VOLLEYBALL

TENNIS NO BOOSTER CLUB

MIKE CASTLE
228 SCOTT AVE
PIKEVILLE, KY 41501
432-7410 GOLF

DON WALLEN
PO BOX 1349
PIKEVILLE, KY 41502
432-1338 BASEBALL

ROBERT SHURTLEFF
178 WALNUT STREET
PIKEVILLE, KY 41501
432-2953 BOYS BASKETBALL

SCOTT HOLBROOK
100 RATLIFF BRANCH RD
PIKEVILLE, KY 41501
432-0606 - SOCCER

SUSAN LOCKHART
TOWN MTN RD
PIKEVILLE, KY 41501
432-6136 CHEERLEADING

JANIE SYKES
108 MEADOWVIEW DR
PIKEVILLE, KY 41501
432-3352 CROSS COUNTRY

COACHES

TENNIS
DAN HOUSTON
PO BOX 591
ALLEN, KY 41601
297-1773

GOLF
JASON HOWELL
501 CHOLE RD
PIKEVILLE, KY 41501
437-6862

BASEBALL
CHRIS LAWSON
PO BOX 2374
PIKEVILLE, KY 41502
432-0711

FOOTBALL
CHRIS MCNAMEE
138 SIXTH STREET
PIKEVILLE, KY 41501
437-2409

GIRLS BASKETBALL
MARIA SHOCKEY
103 IVY COURT
PIKEVILLE, KY 41501
437-7206

CHEERLEADING
JEANNIE STONE
122 W. KEYSER HEIGHTS
PIKEVILLE, KY 41501
432-4796

BASKETBALL
DAVE THOMAS
120 PEACHTREE DR
PIKEVILLE, KY 41501
433-1740

CHEERLEADING
LISA WHEELER
138 E. KEYSER HEIGHTS
PIKEVILLE, KY 41501
437-9576

TRACK & CROSS COUNTRY
LIBBY WHITE
803 BURNING FORK RD
PIKEVILLE, KY 41501
437-6630

SOCCER
CALVIN WHEAT
CEDAR HILLS DR
PIKEVILLE, KY 41501
433-9622

SOFTBALL
ELIZABETH SALYERS
178 CHOLE RD
PIKEVILLE, KY 41501
432-4196

VOLLEYBALL
CAROLYN HALL
YORKWOOD FOREST
PIKEVILLE, KY 41501
432-0185

PHS ATHLETIC COMMITTEE - COACHES - ADMINISTRATORS - MEMBERS OF COMMUNITY
SITE BASE COUNCIL -

DR. RON MANN
412 LORAIN ST
PIKEVILLE, KY 41501

ELIZABETH SALVERS

MARK MARTIN

BUDDY BEELER
PO BOX 293
PIKEVILLE, KY 41502

MARK MYERS
1103 MYRA BARNES AVE
PIKEVILLE, KY 41501

JESSICA PARRISH
PO BOX 2096
PIKEVILLE, KY 41502

JEANETTE ELDER
104 CHERRY LANE
PIKEVILLE, KY 41501

RANDY JONES
111 MAYS BRANCH
PIKEVILLE, KY 41501

JO ADKINS
31 KEYSER HEIGHTS
PIKEVILLE, KY 41501

HOWARD LOCKHART
381 TOWN MTN RD
PIKEVILLE, KY 41501

ANNA LOU SHURTLEFF
PO BOX 2260
PIKEVILLE, KY 41502

CHRIS LAWSON

CHRIS MCNAMEE

DAVE THOMAS

JEANNIE STONE

LISA WHEELER

LIBBY WHITE

MARIA SHOCKEY

RUSTY DAVIS
106 NORTHMONTE DR
PIKEVILLE, KY 41501

DAN HOUSTON

BOB SHURTLEFF
510 WALNUT ST
PIKEVILLE, KY 41501

GARY DAVIS

DR. LARRY COLEMAN
114 HIBBARD ST
PIKEVILLE, KY 41501

DALE LYNCH
312 SCOTT AVE
PIKEVILLE, KY 41501

GARY JUSTICE
222 LAKEVIEW DRIVE
PIKEVILLE, KY 41501

KEVIN MCANALLEN

CHESTER BAILEY

KEVIN GARRIS

GILBERT SHELBY

APPROVED 4/17/02

PIKEVILLE CITY SCHOOLS - 2002-2003 - EXTRA DUTY SALARY SCHEDULE									
YRS. EXP.	0	1 TO 3	4 TO 6	7 TO 9	10 TO 14	15 TO 19	20 TO 24	25 +	
LEVEL									
1	\$ 6,820	\$ 7,130	\$ 7,440	\$ 7,750	\$ 8,060	\$ 8,340	\$ 8,640	\$ 8,940	
2	\$ 4,340	\$ 4,650	\$ 4,960	\$ 5,270	\$ 5,580	\$ 5,880	\$ 6,180	\$ 6,480	
3	\$ 2,480	\$ 2,790	\$ 3,100	\$ 3,410	\$ 3,720	\$ 4,020	\$ 4,320	\$ 4,620	
4	\$ 1,550	\$ 1,705	\$ 1,860	\$ 2,015	\$ 2,170	\$ 2,460	\$ 2,760	\$ 3,060	
5	\$ 930	\$ 1,085	\$ 1,240	\$ 1,395	\$ 1,550	\$ 1,830	\$ 2,130	\$ 2,430	
6	\$ 310	\$ 465	\$ 620	\$ 775	\$ 930	\$ 1,050	\$ 1,200	\$ 1,500	
LEVEL 1 POSITIONS	Head Football Coach, Head Boys Basketball Coach, Head Girls Basketball Coach, Technology Coordinators, Band Director High School Academic Coach								
LEVEL 2 POSITIONS	Assistant Football Coaches, Assistant Boys and Girls Basketball Coaches Boys Varsity Cheerleading, Girls Varsity Cheerleading								
LEVEL 3 POSITIONS	Assistant Athletic Director, Little League Director, Assistant HS Academic Head Baseball, Head Softball, Head Track								
LEVEL 4 POSITIONS	Cross Country, Volleyball, Yearbook Sponsor, Jr. High Academic Coach Boys Soccer, Girls Soccer								
LEVEL 5 POSITIONS	Assistant Baseball, Assistant Softball, Boys Golf, Girls Golf, Tennis, Junior High Football, Junior High Boys/Girls Basketball, Junior High Cheerleading, Pep Club Sponsor, Assistant Track (B), Assistant Track (G), Student Council Sponsor, Speech Coach, Elementary Academic Coach, Drama Performances, Assistant JH Academic Coach Assistant Football, Assistant Boys Basketball, Assistant Girls Basketball								
LEVEL 6 POSITIONS	Junior High Pep Club, Art Club, Co Ed Y Club, PES Chorus Junior Class Sponsor/Prom, National Honor Society Academic Content Coach, Academic Content Coach								

Pikeville High School

Jon Stratton, Principal
Royce Mayo, Assistant Principal
Ann Samons, Counselor

401 North Mayo Trail • Pikeville, Kentucky 41501
606) 432-0185 • Fax (606) 432-2022
Deliveries • 120 Championship Drive

Date: June 18, 2003

To: Larry Boucher, Assistant Commissioner KHSAA

From: Jon Stratton, Principal Pikeville High School.

Re: Cheerleading Equity Status at Pikeville High School in response to KHSAA Equity Evaluation

The cheerleading tryouts are in late March. Two squads the maroon squad and the white squad are chosen by the same exact process. Squads are basically equal in their abilities, proven by the performance of these two squads over the last several years.

Performance records 2000, 2001, 2002, 2003:

Lisa Wheeler – White Squad

- 2000 KAPOS 3rd Place
- 2001 KAPOS 3rd Place
- 2002 KAPOS Winner
- 2003 KAPOS 3rd Place Coed Division
- 2000 National Competition 5th Place
- 2001 National Competition 4th Place
- 2002 National Competition 3rd Place
- 2003 National Champion
- 2000, 2001, 2002 All A Division Winner
- 2003 All A Division Winner and Grand Champion

Jeannie Stone – Maroon Squad

- 2000, 2001, 2002 KAPOS 3rd Place
- 2003 KAPOS Runner-up
- 2000 National Competition Runner-up
- 2001 & 2002 National Champions
- 2003 National Competition 3rd Place
- 2000, 2001, 2002, All A Division Winner and Grand Champion
- 2003 All A Division Winner

We have had no problems with the public's perception of the two squads as to their ability level. Please advise if any further information is needed.

School Name: PIKEVILLE
 School Year: 2003
 Principal's Signature: *[Signature]*
 Date: 6/24/2003

**2002-2003
 TITLE IX
 CORRECTIVE ACTION PLAN**

To complete this form, indicate the intended area which needs corrective action, the suggested change and time table for implementation. You may copy this form as needed. Please attach corrective action plans along with audit forms and submit by April 15, 2003.

ITEM FOR CORRECTION	SUGGESTED CHANGE	TIME TABLE FOR CORRECTIVE ACTION
CHEERLEADING	SEE ATTACHED LETTER	6/24/2003

- An explanation (status report) is needed for all areas identified previously as items for correction as well as all areas currently identified as items for correction. This form shall be typed.

Principal's Signature: *[Signature]* Date: 6-24-03